

# Infuse Learning Assessment

By: J'aime Holderbaum

# What is Infuse Learning

Learn to Use Infuse Learning to Assess With an iPad, Android, or Smartphone

Infuse Learning is for all grade levels K-12. Infuse learning is a free online assessment program that allows students to draw a picture as a response as well as use the typical testing questions such as True/False, Multiple Choice, Sort and Order, Open Ended Answers, Numeric answers, and Likert Scales. This program also allows the teacher to send a specific link to students for them to read, watch a video, or access any content on the internet. Teachers can send a picture to student ipads and ask assessment questions about the picture or have students draw on the picture to demonstrate their understanding. Infuse Learning allows teachers to make and save quizzes. Teachers can either import a class list to use or allow open access. One great feature is that the content can also be translated into Chinese, English, French, Russian, and Spanish (It will translate the questions into text and audio). Assessment data can be saved.

# What The Teacher Screen Looks Like

Room ID: 98298



Enrollment Type: Open

Support



Start Class/Attendance

## QUICK ASSESSMENT

Draw Response \*

True/False

Multiple Choice

Sort & Order

Open Ended Text Answer

Numeric

Likert Scale (1-5)

Strongly Agree --> Strongly Di...

Go

## INTERACTIVE TOOLS

InfuseDraw

InfuseLink

## QUIZ MANAGEMENT

My Quizzes

Quiz Results

## CLASS SETUP

Classes/Students

Connected Students

## SYSTEM UTILITIES

Preferences

Infuse Community

Log Off

\* optimized for iOS, Android and desktop/laptop computers.

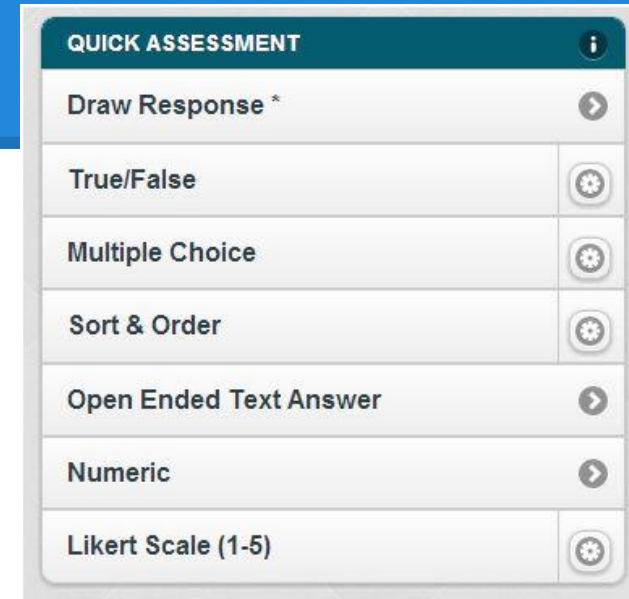
# Try The Quick Assessments As A Student

Go to:

<http://student.infuselearning.com/>

Type in Room ID: 98298

Try Quick Assessments with participants in "Open Enrollment" mode.



# Quick Assessment: Draw Response

Draw a picture of what you had for breakfast.

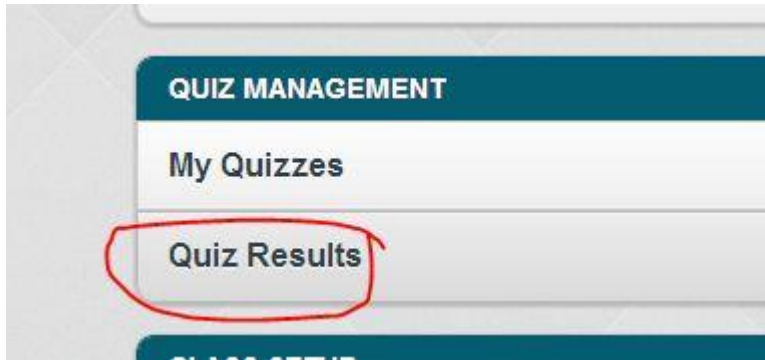
## Quick Assessment: True/False

Posen is the Potato  
Capital of Michigan.

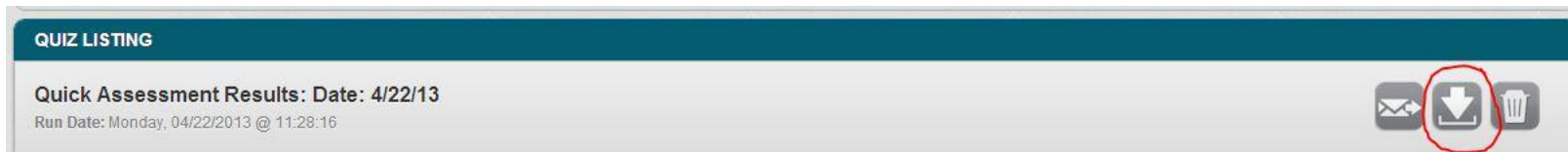
## Quick Assessment: Open Ended

What is your favorite  
place to vacation?

# How To View Quick Assessment Results



- First choose Quiz Results
- Choose the Arrow to view saved results

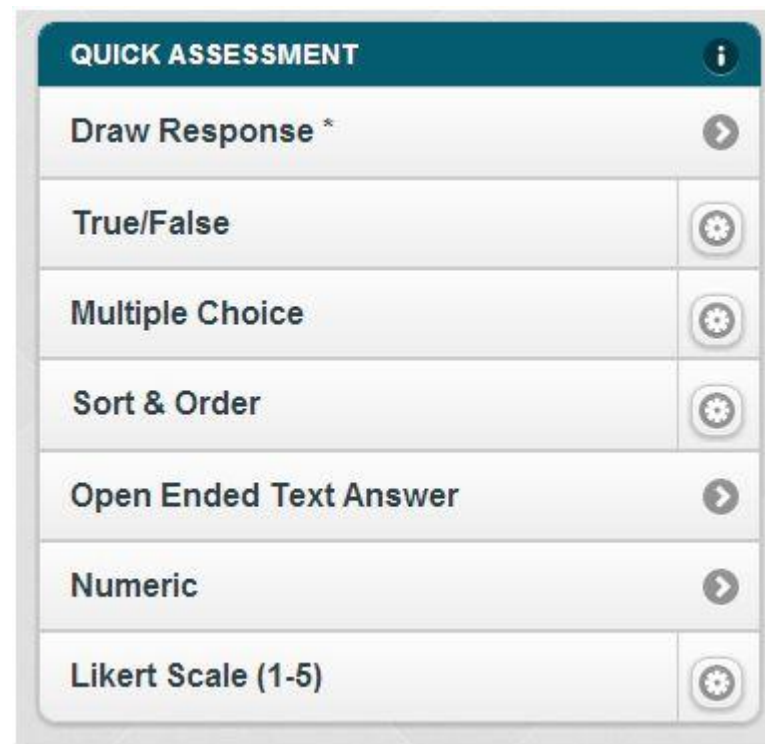




# Sign Up As A Teacher and Try The Quick Assessments With A Group

Register as a teacher at:

<http://teacher.infuselearning.com/>



# Sign Back On As A Student To Try The Interactive Tools

Student:

<http://student.infuselearning.com/>

Participants will try the Interactive Tools as a student.



# Try The Interactive Tools As A Teacher With A Group or Partner

Go back to teacher mode:

<http://teacher.infuselearning.com/>

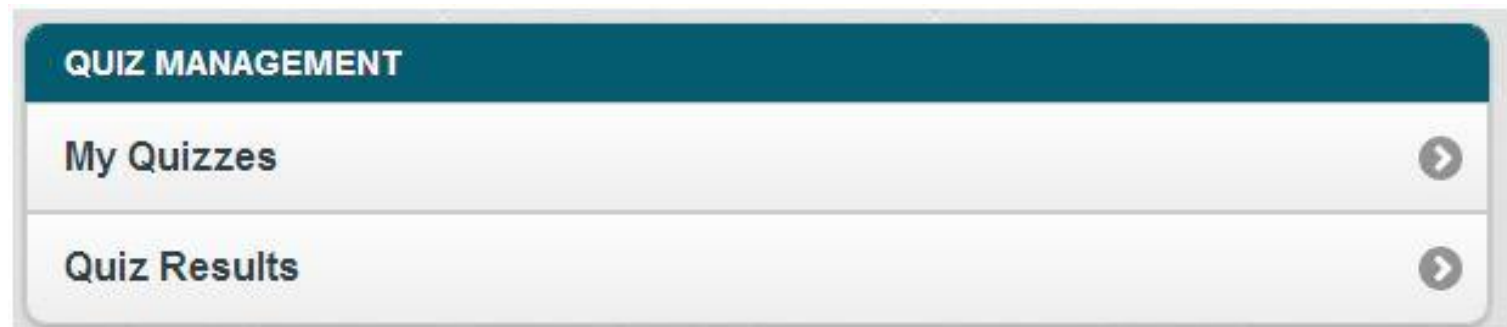
Try the Interactive Tools.



# Sign Back On As A Student To Try The Quiz Feature

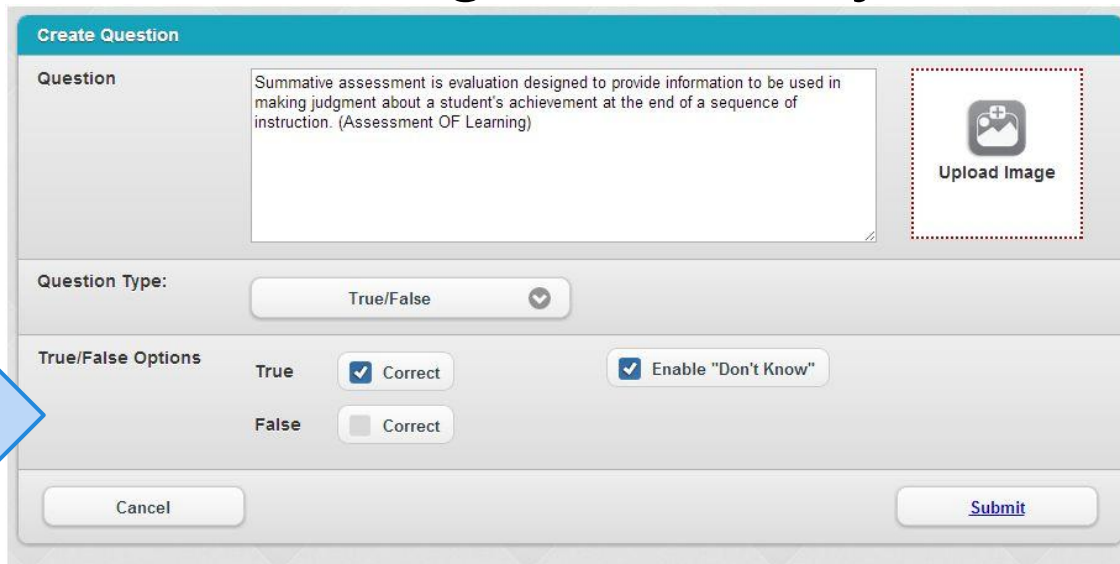
Student:

<http://student.infuselearning.com/>



# Go Over Quiz Results And Creating Quizzes

- Can export results to an Excel Sheet and Save.
- Program will score the Quiz.
- When Creating quizzes, choose the correct answers so it will grade it for you.



**Create Question**

Question

Summative assessment is evaluation designed to provide information to be used in making judgment about a student's achievement at the end of a sequence of instruction. (Assessment OF Learning)

Upload Image

Question Type: True/False

True/False Options

True  Correct  Enable "Don't Know"

False  Correct

Cancel Submit

# How To Add a Class

- Go to your grade book and create a class roster. Open it as a CVS file.
- When it opens, change the fields to Class, First Name, Last Name, and ID.
- Save as an Excel file with **.xls**.
- Then go to Infuse Learning and choose Upload Class Roster.

	A	B	C	D
1	Class	Last Name	First Name	ID
2	Love 4th			1212108
3	Love 4th			1007888

# Open Enrollment or Start a Class

To have students use as open enrollment, they just enter your Room ID from the top of the teacher screen.

To assign a quiz to a specific group of students, click the "Start Class/Attendance" button. Choose your class.



# Tip: Add a direct link to these on ipad screen

Student Access:

<http://student.infuselearning.com/>

Teacher Access:

<http://teacher.infuselearning.com/>

\*On ipad, you might want to add a direct link on your screen to each of these.